
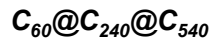
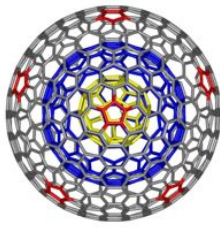






The fascinating forms of carbon

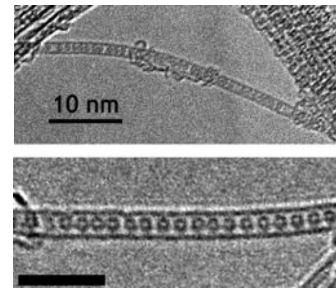

Carbon nanonions



Nanohorns





Peapods



"The Nanoforms of Carbon"
J. Mater. Chem. 2008, 18, 1417 - 1426



The fascinating forms of carbon



Nanocups

Figure 11 TEM images of reduced CSCNTs (Reprinted with permission from ref. [54b]. Copyright (2007) American Chemical Society).

Nanotorus

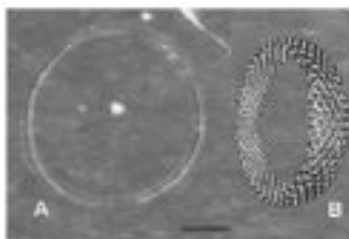


Figure 13 (A) Scanning probe micrograph of a carbon nanotorus (Reproduced from ref. 57 with permission from the Nature publishing group). (B) Computer generated image of a carbon nanotorus built without introducing the pairs of pentagons and heptagons.

Nanobuds

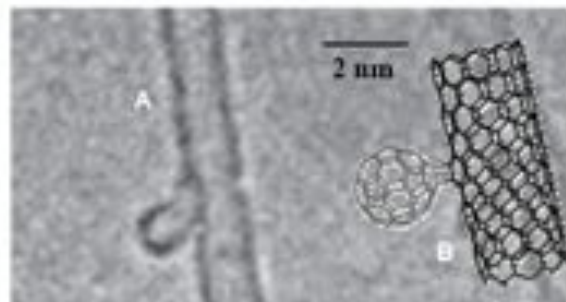


Figure 14 (A) TEM observation of a Nanobud structure, with a fullene linked to the SWCNT (Reproduced from ref. 58 with permission from the Nature publishing group). (B) Computer generated image of a [60]fullerene linked to the outer surface of the SWCNT by [2+2] cycloaddition.

J. Mater. Chem. 2008, 18, 1417 - 1426